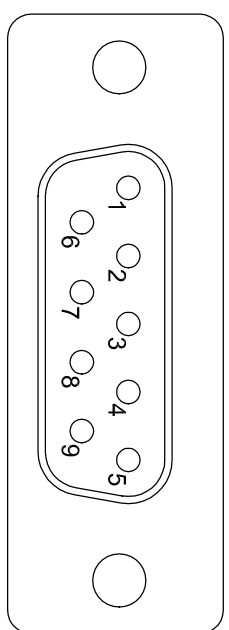


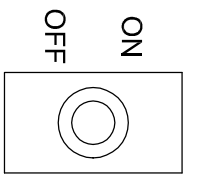
**NOTE:**  
GAGE P/N 35-1100004 (1.25" GAGE)



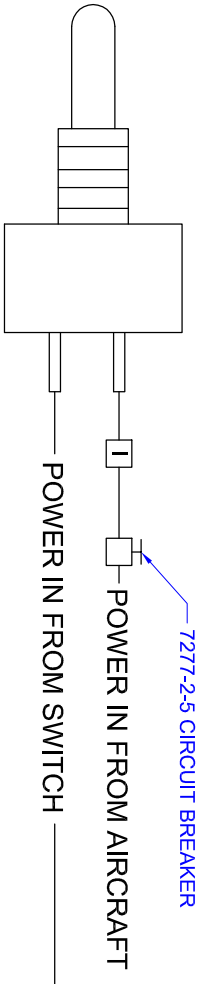
**DB-09 CONNECTOR  
REAR OF GAGE  
(P/N ETI-B-5006P6-B)**

**SUPPLEMENTAL OXYGEN SYSTEM WITH  
REMOTELY LOCATED PRESSURE GAGE  
AND AN ON/OFF SWITCH**

**SWITCH ASSEMBLY, ETI-B-5006P6-D**

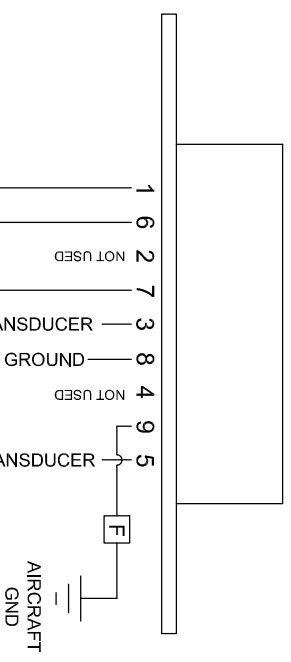


ON/OFF SWITCH  
DIGIKEY P/N CKN1125-ND



+ VOLTAGE FROM INSTRUMENT LIGHTING

+ 28V/14V IN

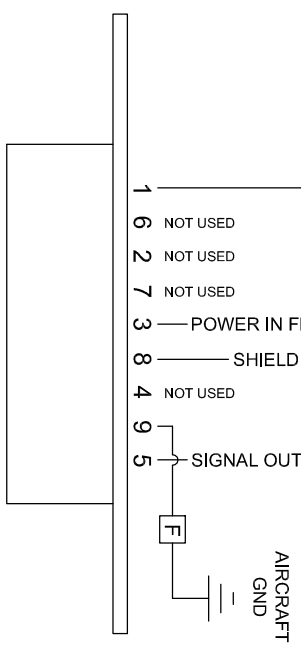


AIRCRAFT  
GND

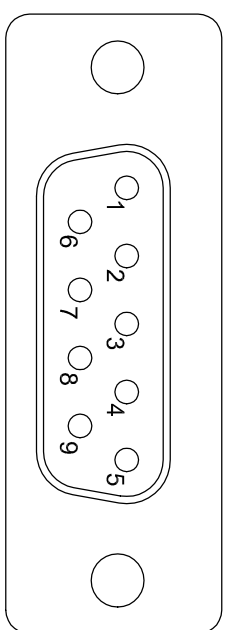
**WARNING! DO NOT REVERSE POLARITY ON TRANSDUCER!**

**NOTE(S):**

1. ALL WIRE 18 OR 20 AWG MIL-W-22759/16

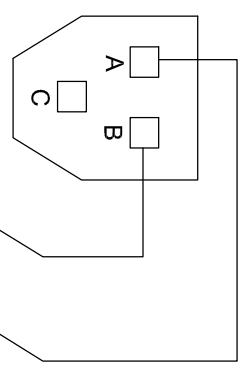


AIRCRAFT  
GND



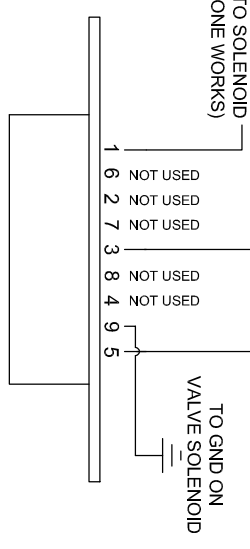
**DB-09 CONNECTOR  
RCV/RCR  
(P/N ETI-B-5006P6-C)**

**TRANSDUCER CONNECTOR**



**TRANSDUCER WIRING  
(IF NOT ALREADY WIRED)**

(BOTH WIRES BLACK, EITHER ONE WORKS)



**RCV/RCR CONNECTOR**

QTY   PART NUMBER	MATERIAL	SPECIFICATION	DESCRIPTION
UNLESS OTHERWISE SPECIFIED DIMENSIONS ARE IN INCHES TOLERANCES ARE: DECIMALS .002-010 FRACTIONS 1/16			
DECIMALS	MACH	ANGLES	FORMED
.002-010	.0020	±°	±°
DRAWN: C. CHRISTIAN		6/15/09	
CHECK: K. CHAMBLESS		6/18/09	
O.A.: H. CONNELLY		6/18/09	
APPROVED: J. NELL		6/17/09	
TITLE: INSTALLATION - R/H OXYGEN SYSTEM		DRAWING NO.: 35-1050003	
SCALE: NTS		CUD DRAWING	
SHEET 2 OF 2		REV: NC	



400 AIRPORT ROAD  
ADA, OKLAHOMA 74820